

**MAKE:** TOYOTA **TYPE:** Hilux, Vigo (150 Series)



**MODEL:** KUN / GGN 25 / 26 **YEAR:** 2005 on  
KZN 35 / 36






**DETAIL:** 4x4 Single Cab, 4x4 Extra Cab,  
4x4 Dual Cab



TOY-84

TOYOTA

FRONT		QTY	PART NUMBER
<b>COIL SPRING</b> 			<b>Price Code</b> (if applicable)
Vehicles fitted with this part number <b>MUST</b> be fitted with GS59-220 shock absorber.			
Single Cab	<b>4.0L V6 Petrol</b> <b>KUN26 3.0L TD</b>		
	Linear Rate Standard Height	1	<b>C59-134</b> (B)
	Linear Rate Raised Height (40mm Lift)	1	<b>C59-296</b> (B)
	Linear Rate Raised Height (50mm Lift)	1	<b>C59-300</b> (B)
	Linear Rate Raised Height (50mm Lift) 50 - 100Kg Accessories (Bullbar and Winch)	1	<b>C59-302</b> (B)
Extra Cab	<b>GGN25 2.0L Petrol</b> <b>3.0L TD</b>		
Dual Cab	<b>GGN25 V6 4.0L Petrol</b> <b>KUN26 3.0L TD</b>		
	Linear Rate Standard Height	1	<b>C59-134</b> (B)
	Linear Rate Raised Height (35mm Lift)	1	<b>C59-300</b> (B)
	Linear Rate Raised Height (50mm Lift)	1	<b>C59-302</b> (B)
	Linear Rate Raised Height (40mm Lift) 50 - 100Kg Accessories (Bullbar and Winch)	1	<b>C59-302</b> (B)
<b>SHOCK ABSORBER</b> 			
	Heavy Duty Twin Tube Gas	2	<b>GS59-220</b>

REAR		QTY	PART NUMBER
<b>LEAF SPRING</b> Two Stage 			<b>Price Code</b> (if applicable)
	3+3 Leaves Raised Height (50mm Lift) Medium Duty	2	<b>L59-040-R</b>
	4+3 Leaves Raised Height (50mm Lift) Heavy Duty 280Kg to GVM	2	<b>L59-041-R</b>
	5+3 Leaves Raised Height (50mm Lift) Super Heavy Duty 450Kg to GVM	2	<b>L59-042-R</b>
Using L59-040-R, the longer leaf on the 2 <sup>nd</sup> stage may be turned upside down to give a softer ride			
<b>SHACKLE BUSH KIT</b> 			Kit Contains: 4 x PB59-1501 4 x PB59-1502 2 x PB59-1503
		1	<b>PB59-1094K</b>
<b>U-BOLT KIT</b> 			Kit Contains:
<b>Suits:</b>	<b>L59-040-R</b>	2 x UB59-453-2	2 <b>UB59-453-2K</b>
<b>Suits:</b>	<b>L59-041-R</b>	2 x UB59-453-2	2 <b>UB59-453-2K</b>
<b>Suits:</b>	<b>L59-042-R</b>	2 x UB59-437	2 <b>UB59-437K</b>
<b>SHOCK ABSORBER</b> 			
	Heavy Duty Twin Tube Gas Medium Load	2	<b>GS59-649</b>
	Extra Heavy Duty Twin Tube Gas 350Kg Permanent Load	2	<b>GS59-650</b>
<b>SHACKLE KIT</b> 			
	Greasable: Fit in Pairs	2	<b>SK59-053</b>